

Useful surface (cover): L -40 mm H -40 mm

Useful Depth: P -3 mm

M5 wheelbase Fastenings: H -30 mm

for AP 99, AP 914, AP 920, AP 928, AP 1016

| Order code | Model | Nr. Holes/row Ø 22,5 | External dimensions mm | | | J | Q/Q1 | K | *Nr. Holes/row Ø 30,5 | *J | Q | Q1 | K | kg | m ³ |
|------------|---------|-------------------------|------------------------|-----|-----|----|------|----|--------------------------|----|-----|-----|----|-----|----------------|
| | | | L | H | P | | | | | | | | | | |
| 013010010 | AP 99 | 1 | 90 | 90 | 90 | 45 | - | 45 | 1 | 45 | - | - | 45 | 0,5 | 0,001 |
| 013010020 | AP 914 | 2 | 90 | 140 | 90 | 45 | 60 | 40 | - | - | - | - | - | 0,6 | 0,002 |
| 013010030 | AP 920 | 3 | 90 | 200 | 90 | 45 | 60 | 40 | 2 | 45 | 100 | - | 50 | 0,8 | 0,002 |
| 013010035 | AP 928 | 4 | 90 | 280 | 90 | 45 | 60 | 50 | 3 | 45 | 85 | - | 55 | 1,0 | 0,003 |
| 013010040 | AP 1016 | 3 | 100 | 160 | 110 | 30 | 50 | 30 | - | - | - | - | - | 0,9 | 0,003 |
| 013010050 | AP 1616 | 2x2 | 160 | 160 | 110 | 50 | 60 | 50 | - | - | - | - | - | 1,2 | 0,004 |
| 013010070 | AP 1625 | 4x2 | 160 | 250 | 110 | 50 | 60 | 35 | 3x2 | 45 | 75 | 70 | 50 | 1,7 | 0,006 |
| 013010060 | AP 2020 | 3x2 | 200 | 200 | 110 | 70 | 60 | 40 | 2x2 | 55 | 90 | 90 | 80 | 1,7 | 0,006 |
| 013010080 | AP 2025 | 3x4 | 200 | 250 | 130 | 40 | 60 | 35 | - | - | - | - | - | 2,2 | 0,011 |
| 013010100 | AP 2030 | 3x5 | 200 | 300 | 130 | 40 | 55 | 40 | 2x4 | 55 | 65 | 90 | 52 | 3,0 | 0,011 |
| 013010115 | AP 2040 | 3x7 | 200 | 400 | 150 | 40 | 55 | 35 | 2x6 | 50 | 60 | 100 | 50 | 3,5 | 0,016 |
| 013010090 | AP 2525 | 4x4 | 250 | 250 | 130 | 35 | 60 | 35 | 3x3 | 75 | 70 | 75 | 80 | 3,1 | 0,011 |
| 013010110 | AP 3030 | 5x5 | 300 | 300 | 150 | 40 | 55 | 40 | 4x4 | 55 | 65 | 65 | 52 | 3,7 | 0,017 |
| 013010120 | AP 3040 | 5x7 | 300 | 400 | 150 | 40 | 55 | 35 | 4x5 | 55 | 70 | 65 | 60 | 4,5 | 0,023 |
| 013010130 | AP 4040 | 7x7 | 400 | 400 | 150 | 35 | 55 | 35 | 5x6 | 60 | 60 | 70 | 50 | 5,6 | 0,030 |

* Holes ø 30,5 as in the schedule

All data can undergo changes without notice.

AP



Cable inlet plate
P. 86



Support for DIN rail
P. 82



Internal mounting plate






Pedestal support
P. 83



Standard operating

AP with punched cover with Ø 22,5 mm holes, as in the schedule, without internal mounting plate. Models AP 99-914-920-928-1016 are equipped with 2 M5 threaded nuts to screw the fixing brackets; 4 M5 threaded nuts for the other models.

AISI 304 stainless steel watertight boxes, complete with cover fixed through stainless steel screws, held in place by a safety ring. Standard manufactures with Ø 22,5 holes - as in the schedule - are available in stock.

| | | |
|---|--|--------------------------------------|
| Category of protection and certification |  IP66 IK10 ** | EN 60 529/09.2000 EN 50 102/05.96 |
| |  TYPE 4x 12, 1, 4 NEMA 4x 12, 1, 4 | Standard 508 Standard 250 |
| |  EN 62208 : 2003 | 89/392/EEC |
| Thickness | 1 mm | |
| Material | AISI 304 Wnr. 1.4301 brushed fine scotch brite medium | |
| on request | Internal mounting plate Manufacturing in AISI 316 Wnr. 1.4404 | |

** Combined with instrumentation and equal or higher protection